

### Overview

- A multi-asset high income solution that tactically allocates between corporate, high yield, emerging market, and government debts, dividend stocks, and REITS.

### Objectives

- High Income: Aim to generate higher income on average than the traditional bond portfolio.
- Consistent Returns: Aim to limit downside loss and deliver consistent returns regardless of market conditions.

### Facts

**Inception Date:**

10/01/2012

**Benchmark and Category:**

Bloomberg U.S. Aggregate Bond Index

**Portfolio Manager:**

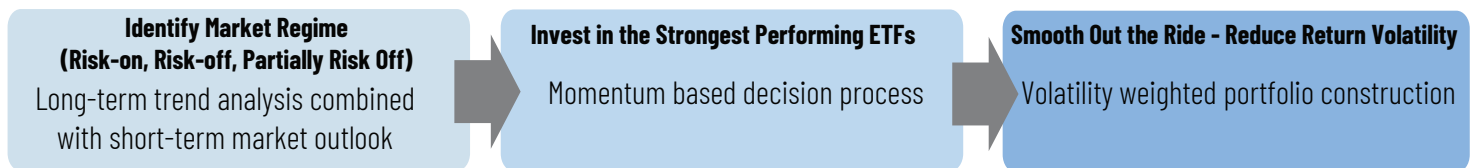
Henry Ma, Ph. D., CFA

**Firm AUM (12/31/2021):**

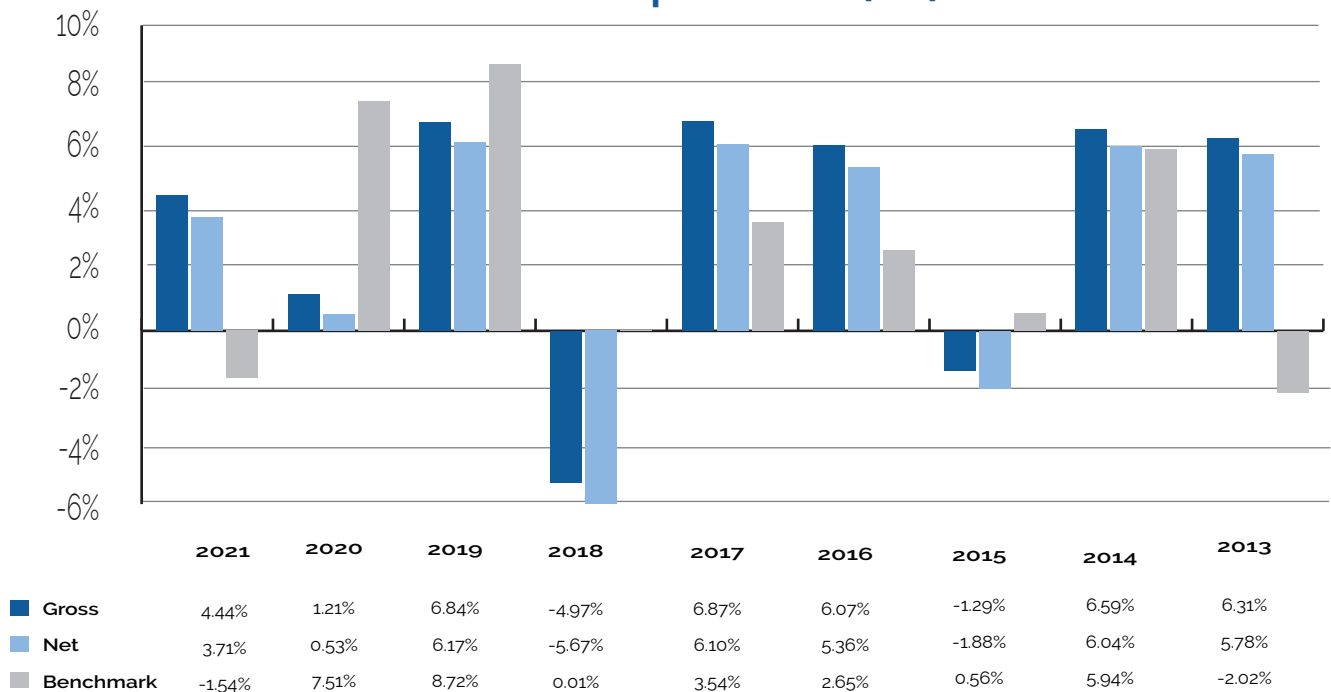
\$402 M

### Investment Process

Dual Model Approach: Use short-term model for one month market expectations, and long-term model for economic factors



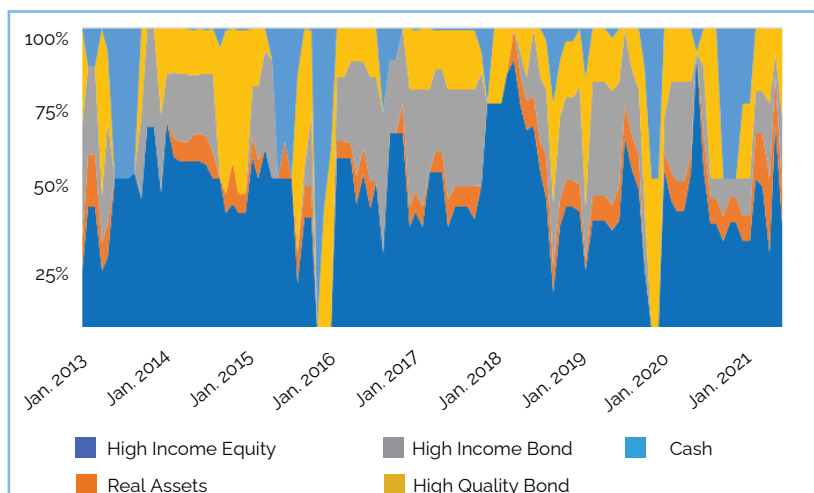
### Julex Annual Composite Returns (USD)



## Top Holdings 4th Quarter 2021

Name of Security	Ticker	Weights
Preferred Shares	PSK	25.0%
High Yield Bonds	JNK	25.0%
US REIT	VNQ	11.5%
US Aggregate	AGG	9.7%
TIPS	TIP	9.7%
7-10 yr Treasury	IEF	9.7%
Convertible Bond	CWB	9.5%

## Asset Allocation



## Julex Trailing Composite Returns Through 12/31/2021 (USD)

	Trailing Returns						Since Inception		Max Drawdown
	QTD	YTD	One-Year (Ann.)	Three-Year (Ann.)	Five-Year (Ann.)	Since Inception (Ann.)	Standard Deviation	Sharpe Ratio	
Gross Return	0.98%	4.44%	4.44%	4.14%	2.78%	3.44%	5.57%	0.50	-11.09%
Net Return	0.81%	3.71%	3.71%	3.45%	2.07%	2.78%	5.57%	0.39	-11.75%
Benchmark	0.01%	-1.54%	-1.54%	4.79%	3.57%	2.70%	3.03%	0.68	-3.66%

Julex Capital Management, LLC (Julex) is an independent investment management firm registered in the Commonwealth of Massachusetts that is not affiliated with any parent organization. Julex Capital Management, LLC claims compliance with the Global Investment Performance Standards. GIPS® is a registered trademark of CFA Institute. CFA Institute does not endorse or promote this organization, nor does it warrant the accuracy or quality of the content contained herein.

### Disclosures

This fact sheet is for the purpose of information exchange. This is not a solicitation or offer to buy or sell any security. You must do your own due diligence and consult a professional investment advisor before making any investment decisions. The use of a proprietary technique, model or algorithm does not guarantee any specific profitable results. Past performance is not indicative of future returns. The performance data presented are gross returns. The risk of loss in trading securities can be substantial. You should therefore carefully consider whether such trading is suitable for you in light of your financial condition. All information posted is believed to come from reliable sources. We do not warrant the accuracy or completeness of information made available and therefore will not be liable for any losses incurred.

The Julex Dynamic Income performance above is a live record of the Julex composite. The returns on a TAMP may be different due to the timing of trading and transaction costs. Performance is historical and does not guarantee future results. Account level performance may be higher or lower than the Composites. Total returns are shown gross and net of the higher of a 50bp or average composite account(s) advisory fee. Returns include the reinvestment of dividends and capital gains. A GIPS report is available upon request through the contact information below.

The composition of a benchmark index may not reflect the manner in which a Julex portfolio is constructed in relation to expected or achieved returns, investment holdings, portfolio guidelines, restrictions, sectors, correlations, concentrations, volatility, or tracking error targets, all of which are subject to change over time. No representation or warranty is made to the reasonableness of the assumptions made or that all assumptions used to construct the performance provided have been stated or fully considered.